

**1 Day
Taster
Session
£69**



The Skill Centre continues to develop and offer new courses at both training facilities in Axminster and Sittingbourne; we are always providing new and relevant content so you get the most from whichever course you choose to attend. All the teaching rooms are fully kitted out with the latest machines from the Axminster range complete with all necessary tools and accessories to use on the courses. The courses are run by our experienced and enthusiastic tutors who have created courses that are designed to give plenty of hands-on experience while guiding you through your chosen subject in a clear, informative and enjoyable manner. All materials used on the course are included in the price and most of our courses result in pieces of work that can be taken home. Generally, most courses cater for groups of no more than five or six students, ensuring you receive a high standard of tuition and plenty of attention.

Learn something new!

Taster Session 1 Day

If you are unsure which course to choose or looking for a gift for someone who has everything - why not come and enjoy our taster menu of courses?

Routing, Engineering Woodturning and Pyrography

The day will involve bite sized chunks of some of the most popular courses we offer at the Skill Centre - woodturning, routing engineering and pyrography. This fast paced course will see you finish a number of projects with a two hour experience of each discipline. The session covers topics from the finer points of the router and the operation of an engineer's lathe to the gentle artistry of pyrography and of course, some woodturning is thrown into the mix too. There will be something for everyone to enjoy with no previous experience necessary.

"I just wanted to thank you all for a wonderful day yesterday at the 'Taster Session'. All the instructors were excellent - 1st rate! I now know what hobby to take up in my retirement - I'll be back for more!"

Customer comment



New Courses


- Make a German Nutcracker
- Pestle & Mortar
- Making a Beehive
- Kitchen Routing
- Introduction to Gear Cutting
- Machine Restoration
- Adirondack Chair Making





Introduction to Woodturning 2 Days

Our two day woodturning course is designed to cover all the basics to get you turning. We will introduce you to the turning tools, equipment and accessories needed to get you making amazing pieces from wood. You will learn tool sharpening techniques and complete a number of projects including a bud vase, toadstool, seashell and a bowl. You will be shown various finishing techniques which will enhance your work and impress your friends and family even further! No woodturning experience is necessary and all tools and materials are provided.



Woodturning 5 Days

This five day course is aimed at students who wish to learn all aspects of turning, as covered in the two day course, but in greater detail and with the opportunity of producing a more challenging range of projects, as the extra time will allow. The extended length of this course will enable students to leave with a wealth of knowledge on the subject as well as substantial hands-on experience in all basic woodturning techniques. The course content includes many aspects of woodturning and introduces you to turning tools, equipment and accessories, including grinding equipment and tool sharpening. Techniques demonstrated include turning between centres, copying techniques, beads, coves, fillets and faceplate turning as well as the 4 jaw self-centring chucks. No woodturning experience needed.

Woodturning Bowl Courses

Bowls & Platters 2 Days

A bowl or platter is where most people want to start when they begin to turn. However, if not approached in the right way, it can be a fairly hazardous and intimidating first project. This course is designed to take you through bowl and platter making with step-by-step instruction, and students will produce artistic yet functional bowls and platters. A lot of ground is covered during this course including tool use and techniques, lathe set up and speeds, sharpening, chucking systems, finishes and drying. We aim to turn three or four bowls in a variety of timbers from exotic to native. Finishing is very important whether you want an item to use in the kitchen or a piece fit to show in a gallery, the correct choice of finish is imperative so we will look at the correct selection and application of various finishes as well as taking you through the sanding process. Some woodturning experience needed.

Fine Bowls 1 Day

This is a one day course, allowing you not only to develop your bowl making skills, but has the added bonus of showing you how to turn delicate thin walled bowls. The aim, with step-by-step guidance, is to be able with confidence to turn artistic thin bowls with a wall thickness of 2-3mm. We will show you how to develop confidence allowing you to further these skills in your own workshop. Some woodturning experience needed.

Natural Edged Bowls 2 Days

This course will look into the creation of natural edge bowls taken from the outer edge of the tree where unusual shapes and design options can be explored. The course will cover wood selection, cutting the blanks, bowl design, tool techniques, sanding and selecting finishes. Suitable for those who have had some previous woodturning experience.



Hollow Forms with Nick Agar 2 Days

The art of turning a hollow form has grown over the last decade and specialised tools have been developed to allow ever increasing possibilities to be achieved. Learn how to select the best materials and how to mount the work, hollow it out safely and reverse turn the base. There is a substantial amount to learn in two days, but with Nick's step-by-step guidance, it is achievable. Nick Agar is an expert at creating hollow forms and will be imparting his skills and many years of knowledge to students as guest tutor at the Axminster Skill Centre. Some woodturning experience needed.



Course dates and prices

Course dates shown here run up until June. Why not visit our website which is regularly updated with new courses and dates.

Taster Session

(1 day £69.00)

at Axminster
24 March

Woodturning

(2 days £250.00)

at Sittingbourne

20-21 January

11-12 February

11-12 March

23-24 April

13-14 May

4-5 June

at Axminster

19-20 February

26-27 March

30 April-1 May

11-12 May

15-16 June

Woodturning 5 Day

(5 days £600.00)

at Axminster

20-24 April

Woodturning Refresher

(1 day £120.00)

at Axminster

19 May

Hollow Forms with Nick Agar

(2 days £250.00)

at Axminster

26-27 May

Bowls & Platters

(2 days £250.00)

at Sittingbourne

17-18 February

19-20 May

at Axminster

20-21 May

Fine Bowls

(1 day £150.00)

See our website for details

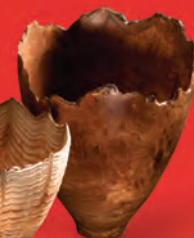
Natural Edged Bowls

(2 days £250.00)

See our website for details

An excellent opportunity to try different timbers which might normally be overlooked. All woodturning skills were put to the test under the watchful eye of Colwin who was always on hand to advise.

Natural Edged Bowls customer comment



More Woodturning Courses...

Introduction to Turned Boxes 1 Day

This course seeks to reveal the mystic art of the turned wooden box and explains how to achieve professional results with step-by-step guidance, from the selection of materials through to the final polishing. Each stage is explained carefully so that the magic of this art is achievable. Some woodturning experience needed.

Advanced Turned Boxes 2 Days

Using your sound understanding of the woodturning lathe and tools, you will develop the turned wooden box into an art form. The extra time provided by a two day course will enable you to develop and practice new tool techniques, and also challenge the basic designs of the turned box to achieve your own unique pieces. The techniques involved, from a simple turned wooden box through to more advanced shapes, will be explained and demonstrated to provide a firm background so that students can follow this lead and continue these ideas in their own workshop. Some basic woodturning experience needed.



Pen Making 1 Day

This is a one day course for anyone who wants to learn the art of pen making. If you are thinking of buying a small lathe or already have a lathe, this is the course for you. Gaining a real insight into what can be achieved, after one day you will be able to leave with completed, professionally finished masterpieces and a multitude of ideas and skills. No experience needed.

Turning Pepper Mills 1 Day

This one day course is for those woodturners who wish to learn how to turn pepper mills. Aimed at those with some woodturning experience, your completed pepper mill will make an excellent Christmas gift. During the course you will learn how to select and prepare the materials and timber. Work holding on the lathe, hole boring, shaping, sanding and finishing will also be covered. Some woodturning experience recommended.



Fruit Making with Wooden Chucks 1 Day

Make a wood chuck and then use it to create a selection of impressive wooden apples and pears using a variety of colourful timbers. Your finished product will make great gifts. Even though this course is easily achievable for the beginner, it would also suit the more experienced turners wishing to develop their production techniques. See our website for full details.



NEW!

German Nutcracker Figures 2 Days

On this course you will make your nutcracker from scratch which, depending on style, can consist of anything up to 13 pieces. Nutcrackers are nowadays linked to Christmas and are often given as presents during the festive period. They have become ornamental with the cracker mechanism more for show and neither large enough nor strong enough to crack nuts. As well as turning the main components, there will be the need to use the router and the opportunity to look at a simple router box construction. Paints, airbrushing and embellishment will also be discussed, but students will be encouraged to do the final finishing at home where paints and varnishes can dry. A fun course, aimed at all abilities, resulting in a lovely Christmas gift!



Course dates and prices

Course dates shown here run up until June. Why not visit our website which is regularly updated with new courses and dates.

Introduction to Turned Boxes

(1 day £155.00) 17-18 February

Advanced Turned Boxes

(2 days £250.00) See our website for dates

Pen Making

(1 day £120.00)
at Sittingbourne 27 January
 17 March
 7 May
at Axminster 13 January
 4 March
 18 May

Turning Pepper Mills

(1 day £120.00) **at Sittingbourne**
 22 May

Pestle & Mortar

(1 day £120.00) **at Sittingbourne**
 31 March
 2 June

Fruit Making with Wooden Chucks

(1 day £150.00) **at Axminster**
 5 March

Christmas Decorations & Gifts

(1 day £120.00 or 2 days £250.00)
 See our website for dates

German Nutcracker Figures

(2 days £250.00) See our website for dates



Turning a Pestle & Mortar 1 Day

This course will give you a step-by-step guide to create an attractive and functional pestle and mortar for your kitchen. This is an ideal project for any beginner just starting out in the field of woodturning. You will learn how to select and prepare materials, work holding on the lathe and applying skills in basic spindle turning, bowl turning, sanding and finishing. No experience needed.

Christmas Decorations & Gifts 1 or 2 Days

Concentrating on Christmas tree decorations and gifts for Christmas. See our website for more details.



Routing & Carving...

Introduction to Routing 2 Days

This popular course will show you how to partially finish a small wall cabinet which will include dovetails, profile scribed jointed frames with a raised and fielded panel as well as several other jointing methods, all of which can be achieved with the router. The course will also include basic safety, selection and maintenance of routers and router cutters and will embrace all aspects of using and controlling the router accurately and safely. The use of fences, various jigs and guides, self guided cutters, guide bushes and template making will also be covered. The course also advises on basic setting up and use of the inverted router table. No experience needed.

Kitchen Worktop Routing 1 Day

The handheld electric router has become one of the latest kitchen appliance as long gone are the days of aluminum jointing strips used to cover the joint between two laminate work surfaces. With the guidance from this course you will learn how to cut and joint post formed laminate worktops. You will also learn how to plan out the job and how to set up the router. Cutters and worktops jigs will be covered along with joint cutting, damage free entry and exits, alternative ways of fixing and finally the jointing together. The outcome is a seam free finish without the need of a cover strip.

Kitchen Door Routing 1 Day

We will apologise first as, when you get home from this interesting one day course, there will be a mountain of requests for you to make things for family and friends! The making of kitchen doors, bath panels and even frame made furniture can be achieved with a table mounted router and scribe cutter set.

This one day course explains setting up the router and table, the use of these cutters, the different moulding styles and the best ways of cutting the two parts of the joint to give the cleanest finish. This will all be covered with the safety aspect in mind, each stage being demonstrated with clear advice. Once the doors are made, it is possible to use the router to cut the mortices for the hinges.

On returning home you can revamp the kitchen and bathroom or make that dresser unit that is on the 'to do' wish list.



Basic Leigh Jigs 1 Day

This course is intended to provide an introduction to the original Leigh D4, D4R and the Leigh Super Jigs and will include basic instruction on Health and Safety issues, setting up, cutter machine care and maintenance, using jigs and accessories (as shown in the Leigh handbook). The initial introduction will include an overview of the different jigs and of current routers, suitable for use with them. Topics covered will include through dovetails, half-blind dovetails, end to end dovetails and sliding dovetails. During the course the tutor will explain the use of the optional accessories and templates available for the Leigh jigs. The course is suitable for those people considering the purchase of a Leigh jig and also existing Leigh jig owners who may require basic instruction in setting up and using these machines.



Woodcarving with Paul Gardner 2 Days

During this two day course, students will learn how to carve using a wide range of traditional and modern tools and the use of power carvers will be covered. The course offers an excellent opportunity to experience the creativity and joy of woodcarving, under the professional tuition of Paul Gardner. Students will produce a carving of their own choice, working through each stage towards a finished piece with advice from Paul on proportion, movement and realism.

The students who are complete beginners can expect to come away with all the knowledge they need to start carving at home knowing they're on the right path from the beginning. For those who already have some experience in carving, this is a great opportunity to have a professional solve those niggling problems and help take you on to the next step.



Woodcarving with Peter Berry 1 or 2 Days

Here is a great opportunity to learn and practice all aspects of this absorbing and creative craft. In a relaxed and supportive environment you will be guided by experienced carver, teacher and author Peter Berry through at least one complete project; often two projects can be tackled!

You will work on planning, preparation, cutting out, carving, presentation and finishing using subjects of your own choice or supplied by the tutor. You will learn everything you need to enable you to embark on and progress in this fascinating and rewarding craft. Demonstrations of sharpening will be given along with advice on suitable woods, starter tools and tools for progression, alternative tools such as knives and power carvers plus opportunities for 'hands-on' experience. Free exchange of information, ideas and questions is very much encouraged to ensure that the course provides a worthwhile and enjoyable learning experience for everyone.



Course dates and prices

Course dates shown here run up until June. Why not visit our website which is regularly updated with new courses and dates.

Introduction to Routing

(2 days £250.00)

at Sittingbourne

5-6 February

8-9 April

16-17 June

at Axminster

26-27 January

23-24 February

5-6 March

28-29 April

28-29 May

15-16 June

Kitchen Door Routing

(1 day £125.00)

at Axminster

22 June

Kitchen Worktop Routing

(1 day £125.00)

at Axminster

23 June

Basic Leigh Jigs

(1 day £60.00)

at Sittingbourne

3 March

at Axminster

15 April

Woodcarving with Paul Gardner

(2 days £250.00)

at Axminster

30-31 March

Woodcarving with Peter Berry

(1 day £129.00 or 2 days £250.00)

at Axminster

7-8 May

Woodworking Courses...



Having gone on this course with no experience at all and to come away with a lovely chair at the end of it really is a testament to how much support and guidance both of these tutors give you. It surpassed my expectations.

Customer comment

Course dates and prices

Course dates shown here run up until June. Why not visit our website which is regularly updated with new courses and dates

Windsor Chair Course

(5 days £650.00)

at Axminster

9-13 February

16-20 March

1-5 June

Bee Hive Making

(2 days £250.00)

at Axminster

19-20 February

26-27 March

Adirondack Chair

(2 day £250.00)

at Sittingbourne

25-26 March

24-25 June



Axminster's Windsor Chair Course 5 Days

This action packed five day course will provide students with the relevant introductory skills to make this traditional English chair. Each student will make their own chair out of seasoned materials, thus reducing the wood drying problems of warping once it is taken home to a heated environment. During the five days, students will cover a whole range of woodworking skills, and so it is a very practical course, covering skills from wood selection, shaping and turning of the legs, and cutting and shaping of the seat, to setting up and steam bending the bows. All these components will then come together to be assembled into a classic heirloom of a completed Windsor chair. There will also be coverage of a wide range of modern and traditional tools and techniques, from traditional tool shaping adzes and spokeshaves through to modern power tools like the Arbortech. So why not join us for a great experience? We provide all the tools, timber and refreshments while you are here; you just have to remember to take the chair home with you! No experience needed.



Bee Hive Making 2 Days

This hive making course will provide you with the know-how to enable you to make a 12" x 14" British National hive from scratch and the skills to progress further, using small machine tools with confidence. We will explore timber preparation, jig making, jointing and construction and at the end of the course you will take home a British National hive constructed from Western Red Cedar. Some woodworking experience needed.



Adirondack Chair 2 Days

This two day course will provide an opportunity to make a very appealing sun lounge for your garden or patio using the Veritas Adirondack chair plan. You will be surprised how easily it can be produced without the need for a large workshop or sophisticated tooling.

The course will cover a wide range of techniques employing router and router tables as well as hand tools, spokeshaves and bench planes. The finished article will make either an attractive addition to your garden or a great gift. No experience needed.



Wood Machinery Courses

Bandsaw Course 1 Day

This one day course will cover all the basics of setting up and safe use of this magnificent machine. The course also includes blade selection and will show you how to get the best out of this very useful machine.

Wood Machining 2 Days

This course will introduce students to woodworking machinery including the bandsaw, table saw, mitre saw, morticer and planer thicknessener and will give an in-depth look at the setting up of each machine and the changing and resetting of cutting knives or blades. Having set up the machines, the course will then cover the safe use of each machine. Students will get hands-on use of each practical area, allowing them to return to their own workshop with more confidence.



Introduction to Spindle Moulding 1 Day

The spindle moulder is a very adaptable and versatile piece of equipment and our one day demonstration course will show you how to set it up correctly, use it safely and give general tips and advice on how to get the best results from this excellent machine. The course is aimed at those people who own or use a spindle moulder and need advice on best practice or for those thinking of purchasing a spindle moulder. See our website for full course content.



Pyrography 1 Day

This course is an introduction for anyone who is interested in the art of woodburning or pyrography and is open to all levels of ability. Starting with the basic techniques, we will experiment with tips to achieve different lines, textures, shading and colouring. Plenty of inspiration will be provided and you are more than welcome to bring in your own projects and ideas. Whether you are looking for a new hobby or perhaps a woodturner with a burning desire to embellish your bowls, this is the course for you.



Scroll Saw Course 1 Day

During this one day course students will learn how to set up the scroll saw, source and prepare patterns, blade selection and how to use the scroll saw safely. Projects covered during the day include making small decorative ornaments and a small wooden puzzle. A fold-out, spiral cut bowl from a single piece of wood will also be made. No experience needed.



Course dates and prices

Course dates shown here run up until June. Why not visit our website which is regularly updated with new courses and dates

Bandsaw Course

(1 day £120.00)

at Axminster

22 January
9 March

Wood Machining

(2 days £250.00)

at Axminster

19-20 January
18-19 June

Spindle Moulding Course

(1 day £150.00)

at Axminster

31 January
16 May

Pyrography

(1 day £120.00)

at Axminster

23 February
10 April
19 June

Scroll Saw Course

(1 day £120.00)

at Sittigbourne

24 February
28 March

Fine Tuning Hand Planes

(1 day £120.00)

at Axminster

29 January
12 March

Sharpening Hand Tools

(1 day £120.00)

at Axminster

30 January
13 March

Tormek Courses

(1 day £60.00)

at Sittigbourne

Woodturning Jigs

21 February
15 April
13 June

Hand Tool Jigs

17 January
20 March
9 May

Tormek Courses

coming soon to Axminster

Tooling Courses

Fine Tuning Hand Planes 1 Day

The modern metal hand plane is a great tool but it doesn't always produce that desired micro shaving. This one day course gives step by step guidance on the maintenance and tuning of these 'workhorse' tools, old or new.



Sharpening Hand Tools 1 Day

Bring your own hand tools along to take advantage of our years of hands-on experience and our extensive sharpening equipment, and we will show you how to perfect the art of sharpening pretty much any sharpening tool!



Tormek Courses 1 Day

Woodturning Jigs or Hand Tool Jigs

These one day courses only at our Sittigbourne store are aimed at those who would like to learn how to use the Tormek correctly and to its full potential.



Engineering Courses...



"Will certainly consider the 5 day course at a future date. I was very impressed with both Lathe & Milling courses. The level and presentation of tuition was great, and the workshop facility is superb. Many thanks to Bob and the Skill Centre team. I very much enjoyed the courses and learned a huge amount in a short space of time... exactly as I'd hoped."

Customer comment



2 Day Engineering Courses

Since we started our engineering courses they have proved to be some of our most popular at the Skill Centre. Both courses run over two days offering four (mill) or five people (lathe) and the opportunity to learn the basics of machining and everyday metalwork.

Introduction to the Small Lathe

On the lathe course you will cover:

- Safety of machine and set-up
- Planning of a project
- Correct cutting and drilling speeds
- When to use tungsten tipped, braised and HSS tools
- Using and setting up of 4 jaw chuck
- Diameter turning
- Length turning
- Drilling
- Reaming
- Knurling
- Thread cutting
- Tool grinding
- Turning between centres

Introduction to Milling

On the mill course you will cover:

- Safety of machine and set-up
- Planning of a project
- Correct cutting and drilling speeds
- Work holding in vice, clamps and V-blocks
- Slot cutting
- Different types of cutter and materials
- Rotary table and indexing plates
- Facing

5 Day Engineering

Our five day advanced engineering course is designed to take you on further from the basic courses. You will use both the lathe and the mill, plus some more advanced fitting and machining techniques. You will make a scraper, a dovetail cutter and a honing tool. We do recommend taking part in one of our introductory courses before taking this course.

On the five day engineering course you will cover:

- Filing
- Scraping
- Grinding
- Heat treatment
- Left, right and two start threads
- 4 jaw chuck
- Taper turning
- Spindles
- Gear cutting
- Dovetails
- Keyways
- Rotary table and indexing plates

Course dates and prices

Course dates shown here run up until June. Why not visit our website which is regularly updated with new courses and dates

Introduction to the Small Lathe

(2 day £250.00)

at Axminster

12-13 January
26-27 January
5-6 February
30-31 March
20-21 April
14-15 May
1-2 June
18-19 June

Introduction to Milling

(2 day £250.00)

at Axminster


22-23 January
24-25 February
12-13 March
22-23 April
12-13 May

Engineering 5 Day Course

(5 day £600.00)

at Axminster

16-20 February
27 April - 1 May





Introduction to Gear Cutting 1 day

NEW!

A new course which will show you how to make different types of gears. During this interesting one day course you will learn how to make your own cutters. Tooth shapes and designs, use of indexing systems, and formulas and measurement will also be covered. No experience needed.

Course dates and prices

Course dates shown here run up until June. Why not visit our website which is regularly updated with new courses and dates

Introduction to Gear Cutting

(1 day £125.00)

at Axminster

See our website for dates

Machining Castings Course

(2 day £250.00)

at Axminster

5-6 March

21-22 May

Machining for Restoration

(2 day £250.00)

at Axminster

9-10 April

School Technicians Course

(2 day £600.00)

at Axminster

See our website for dates



Machining Castings Course 2 days

NEW!


This course is specifically designed for the model maker to make the complexities of holding and machining odd shaped cast components clearer. Work holding, setting out, material identification, measurement, thread cutting, turning, milling and drilling will be covered during this useful two day course. No experience needed.



Machining for Restoration 2 day

NEW!

No matter what you are repairing or restoring, sooner or later you are going to have to make or repair that elusive spare part! This super new course will teach you the mechanical skills needed to be able to do just that. The course consists of two days working in our friendly, well equipped environment, where you will learn lathe and milling machining skills, identifying threads, how to restore worn components, making special bolts and screws, making and fitting new bearings and much more! Bring along your problem project part, discuss and find a solution with fellow restorers. No experience needed.



School Technicians Course 5 Days

Are you a School Technician or someone who could benefit from a five day course which will show you the safe set-up and use of a wide range of tools and machinery? We have on offer a new five day course covering the following tools and machinery:

- Woodworking machines including bandsaw, table saw, mitre saw, morticer and planer thicknesser
- Woodworking hand tools
- Woodturning lathes and associated tools
- Engineering lathe and mill
- Routers and associated tools

The five days will provide a real insight into the setting up, safe use and maintenance of these machines and hand tools as well as providing instruction on their basic use. This course is not only open to School Technicians but also to anyone who wants to gain invaluable skills and knowledge about this type of machinery and tools.



Course Gift Vouchers

are available if you want to buy a course as a gift but are not sure which one would be most suitable. An Axminster Skill Centre gift voucher makes a great gift for Christmas, birthdays, retirement or to mark any number of special occasions. To purchase course vouchers please contact Vicky Turner on 0800 9751905